

# Installation of USB driver under Windows 8 or 8.1

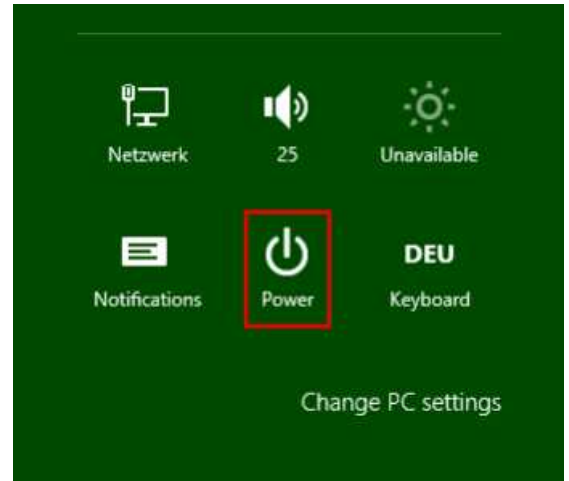
Under the new operating system Windows 8 or 8.1, is the installation of unsigned drivers difficult. In this little guide, we show you how to install this driver software anyway.

Before you can install a Updater application, follow these steps:

If you already have installed the Updater software, follow these steps anyway and then install the Updater application again.

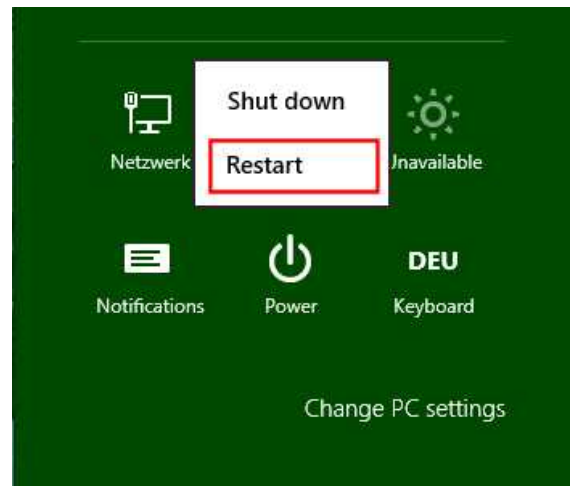
Please remove all USB devices from your PC during the installation of the software.

- Press **Win + I** keys (the settings are shown right)



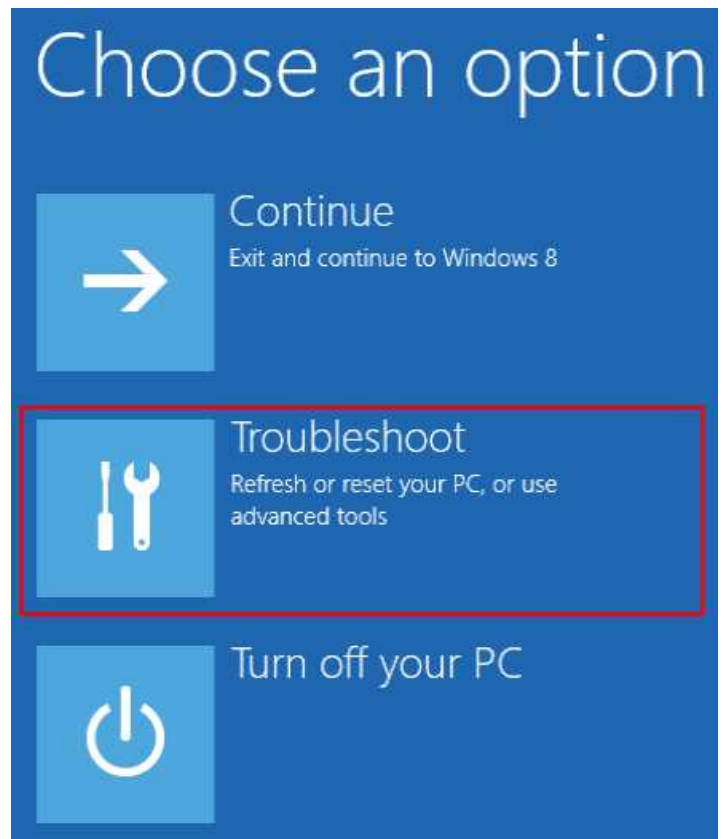
- Pressed **Shift** key and hold it (up arrow) and then press **Power** button and then clicks to **Restart**.

**Attention:** Hold down the Shift key until the new window "**Choose an option**" is coming!

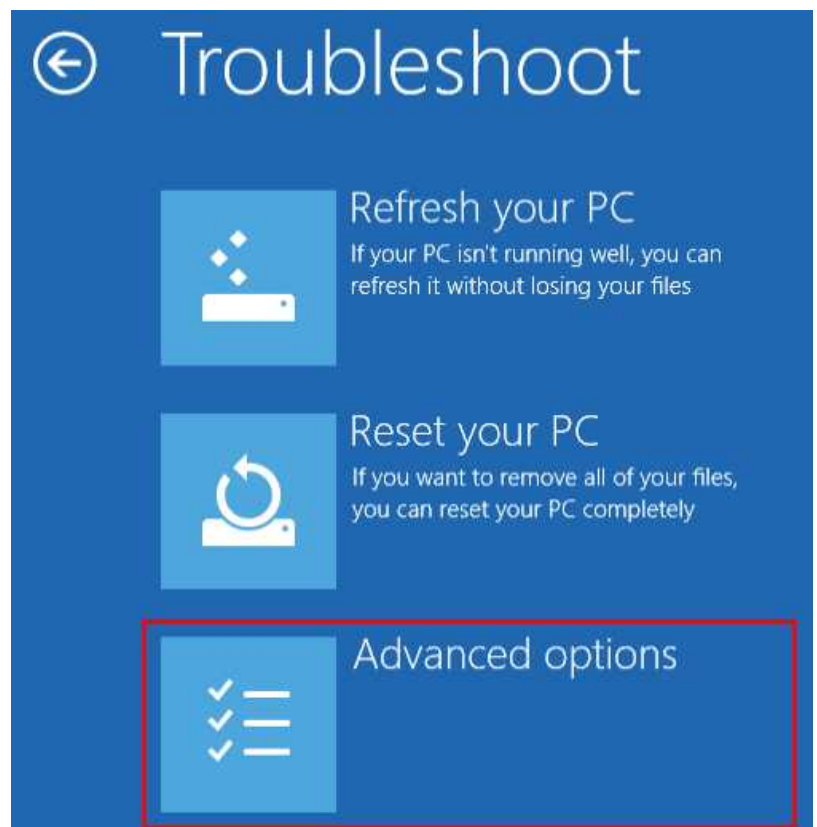


# Installation of USB driver under Windows 8 or 8.1

- In the new window, click on ***Troubleshoot***

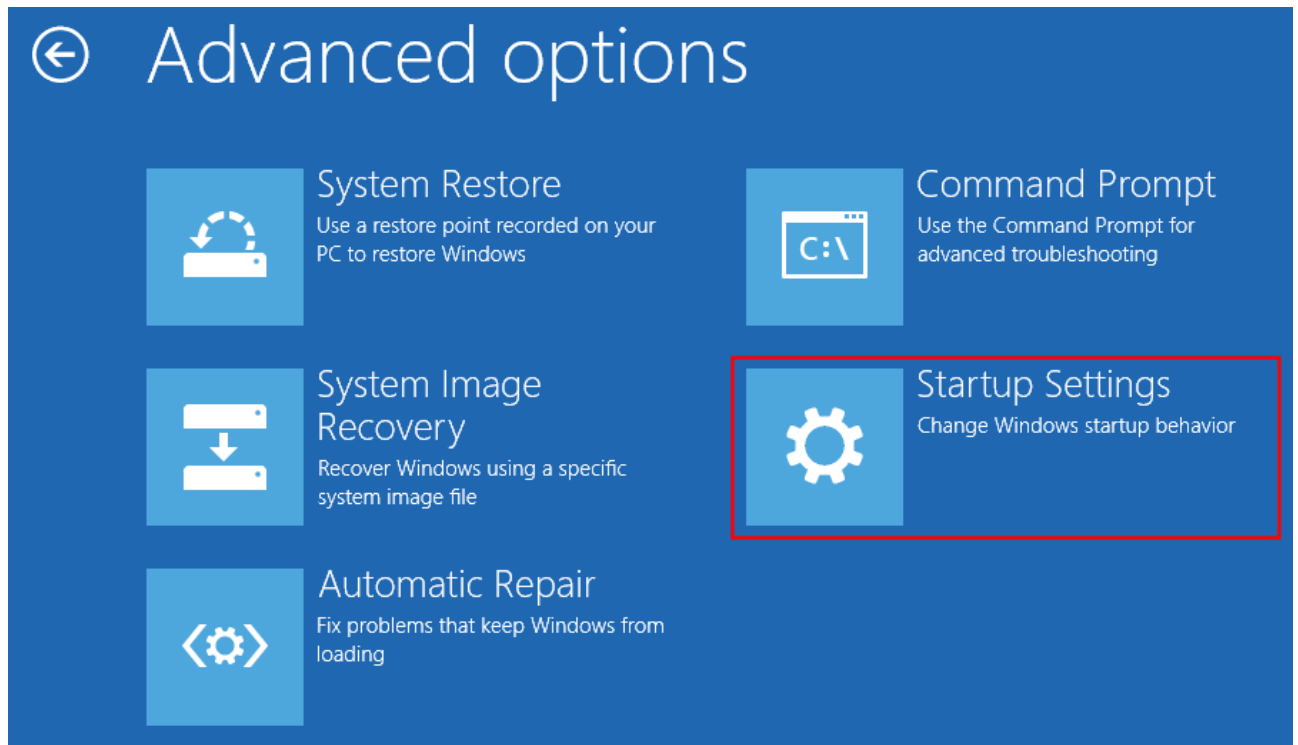


- then on ***Advanced options***

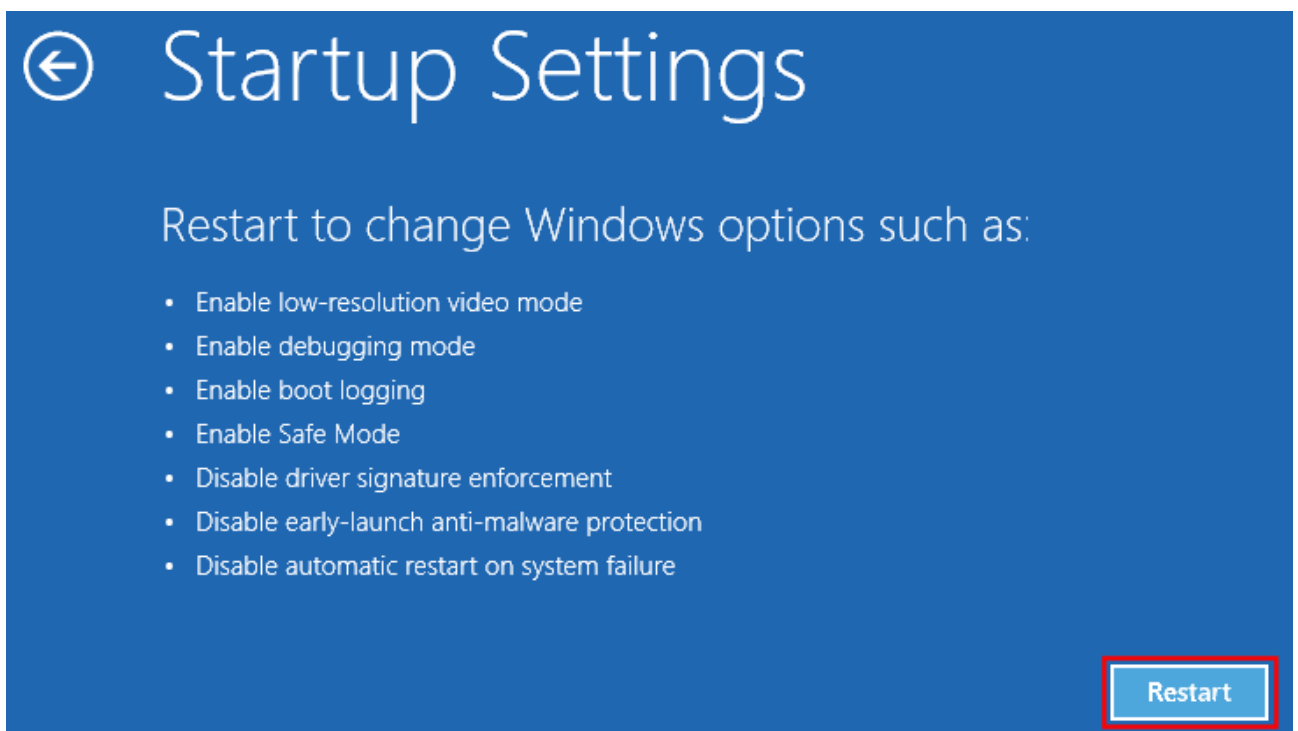


# Installation of USB driver under Windows 8 or 8.1

- and then click **Startup Settings**



- and at last to **Restart**



# Installation of USB driver under Windows 8 or 8.1

- After the restart following window appears: you press the **F7** key, which eliminates the driver signature.

**Attention:**

this disabling the driver signature for unsigned driver, is valid only up to a reboot of the PC.

Thereafter, the previously described steps can be performed again.

## Startup Settings

Press a number to choose from the options below:

Use number keys or functions keys F1-F9.

- 1) Enable debugging
- 2) Enable boot logging
- 3) Enable low-resolution video
- 4) Enable Safe Mode
- 5) Enable Safe Mode with Networking
- 6) Enable Safe Mode with Command Prompt
- 7) Disable driver signature enforcement
- 8) Disable early launch anti-malware protection
- 9) Disable automatic restart after failure

Press F10 for more options

Press Enter to return to your operating system

- Now Windows 8 or 8.1 is started up, you can install the Updater software. Please note that during the installation, up to 3 times the following window can be displayed Windows. Confirm then the window always with **Install this driver software anyway**

